

CTE Enhancement Fund



CALIFORNIA COMMUNITY COLLEGES

Doing What MATTERS™

FOR JOBS AND THE ECONOMY

- Steven Glycer, Chair
- Lynn Shaw, Vice Chair
- Laura Coleman, State Director, Labor-Market Center of Excellence

October 6, 2014

Revised 10/6



Technical Assistance Conference

Agenda:

1. Overview of CTE Enhancement Fund Local Share Application
 - LMI Data (Both Demand and Supply Side – Laura Coleman)
 - Projected Allocations by Region/District/College
 - Offline Version of Application Data Elements
 - Estimated Timeline for Application
2. Questions – submit question during webinar either through CCCConfer system or to Chelsea at Duclos_chelsea@sccollege.edu.

All callers will be muted.
3. Conclusion and contact information



Allocation of Funds

Statewide

Funds allocated to 7 regions

Formula based on actuals:

- CTE FTES
- FTES
- # of Colleges
- Credit and Noncredit



Within each region

60% made available as college “Local Shares”

- Calculated on same formula as above
- Uses must conform to criteria of budget language
- Subgranted to colleges by Regional Consortia Fiscal Agent

40% made available to multi-college proposals

- If over-subscribed, will be ranked against criteria or made competitive
- Sub-granted to colleges by Regional Consortia Fiscal Agent

- multi-college applications within regions
- multi-college applications that cross regions



Legislative Language

Criteria:

- ❖ Occupations and Sectors in Demand
- ❖ Demand is not being met
- ❖ Demonstrate Regional Alignment

Priority (meet one or more):

- ❖ For Priority Sectors identified in region
- ❖ For Emerging Sectors identified in region
- ❖ Are articulated with K12 or 4 Year institutions



Allowable Uses

Funds may be used for:

- ❖ Equipment
- ❖ Curriculum Development
- ❖ Professional Development and
- ❖ Other Related Costs necessary to develop, enhance, retool, and expand quality CTE offerings.



Labor Market Information (LMI)

Filters

Entry-Level Wages

	A	B	C	D	E	F	G	H	I	J	K	L	M	
1	Geographic Area	Occupation Group	SOC	Occupation	2013 Jobs	2016 Jobs	Absolute Change	% Change	Replacements (3-year)	Openings (3-year)	Annual Openings	Pct 10 Hourly Earnings	Median Hourly Earnings	Education
778	LA-OC	Healthcare Support (31)	31-9092	Medical Assistants	30,927	33,192	2,265	7%	1,935	4,200	1,400	\$10.72	\$15.67	Postsecondary
779	Los Angeles	Healthcare Support (31)	31-9092	Medical Assistants	23,266	24,899	1,633	7%	1,449	3,082	1,027	\$10.59	\$15.56	Postsecondary
780	Orange	Healthcare Support (31)	31-9092	Medical Assistants	7,660	8,293	633	8%	485	1,118	373	\$11.11	\$16.00	Postsecondary
2107														
2108														
2109														
2110														
2111														
2112														
2113														
2114														
2115														
2116														
2117														
2118														
2119														
2120														
2121														
2122														
2123														
2124														
2125														
2126														
2127														
2128														
2129														
2130														

New & Replacement Jobs

Data By Area





Supply: College Data

Data By Area

Awards:
3 Year Avg

Filters

1	A	B	C	D	E	F	G
2	Row Labels	2010-2011	2011-2012	2012-2013	3 Year Avg (2010-13)	Regional Consortia	Economic Region
3	Los Angeles/Orange					Los Angeles/Orange	Los Angeles
4	North Orange Adult					Bay Area	Orange
5	120800-Medical Assisting	31	85	71	62	Central	Central Valley North
6	North Orange Adult Total	31	85	71	62	Desert	Central Valley South
7	Orange Coast					North Far North	East Bay
8	120800-Medical Assisting	22	65	18	35	San Diego/Imperial...	Greater Sacramento
9	120810-Clinical Medical Assisting	15	27	0	14	South Central	Inland Empire/Desert
10	120820-Administrative Medical Assisting	36	5	0	14		
11	Orange Coast Total	73	97	18	63		
12	Saddleback						
13	120800-Medical Assisting	14	22	8	15		
14	120810-Clinical Medical Assisting	13	11	16	13		
15	120820-Administrative Medical Assisting	8	17	34	20		
16	Saddleback Total	35	50	58	48		
17	Santa Ana						
18	120800-Medical Assisting	70	96	95	87		
19	Santa Ana Total	70	96	95	87		
20	Santiago Canyon						
21	120820-Administrative Medical Assisting	17	51	24	31		
22	Santiago Canyon Total	17	51	24	31		
23	Grand Total	226	379	266	290		

Award

- Associate of Arts (A.A.) degree...
- Associate of Science (A.S.) d...
- Certificate requiring 12 to < 18...
- Certificate requiring 18 to < 30...
- Certificate requiring 30 to < 60...
- Certificate requiring 6 to < 18 ...
- Noncredit award requiring fro...
- Associate in Arts for Transfer ...
- Associate in Science for Tran...

Title-TOP4

- Child Development/Ea...
- Civil and Construction...
- Commercial Art-101300
- Commercial Music-10...
- Community Health Ca...
- Computer Information ...
- Computer Infrastructu...
- Computer Programmi...
- Computer Science (Tr...

TOP6-Title

- 109900-Other Fine and ...
- 120100-Health Occupati...
- 120200-Hospital and He...
- 120500-Medical Labora...
- 120800-Medical Assisting
- 120810-Clinical Medical...
- 120820-Administrative ...
- 121000-Respiratory Ca...
- 121100-Polysomnography



Projected Allocation of Funds

\$50m Allocation

\$30m Local Share Allocation (60%)

\$20m Regional Share Allocation (40%)

Economic Region	Budget Allocation
Region A	\$ 5,235,933
Region B	\$ 11,316,652
Region C	\$ 4,777,648
Region D	\$ 3,666,606
Region E	\$ 4,349,109
Region F	\$ 3,958,778
Region G	\$ 16,695,274
Total	\$ 50,000,000.00

Economic Region	Budget Allocation
Region A	\$ 3,141,560
Region B	\$ 6,789,991
Region C	\$ 2,866,589
Region D	\$ 2,199,963
Region E	\$ 2,609,465
Region F	\$ 2,375,267
Region G	\$ 10,017,164
Total	\$ 30,000,000.00

Economic Region	Budget Allocation
Region A	\$ 2,094,373
Region B	\$ 4,526,661
Region C	\$ 1,911,059
Region D	\$ 1,466,642
Region E	\$ 1,739,644
Region F	\$ 1,583,511
Region G	\$ 6,678,110
Total	\$ 20,000,000.00



LA-OC Regional Consortia Local Share Allocations

Cerritos	468,337	LA South west	102,568
Citrus	274,607	LA Trade	443,428
Coastline	148,116	LA Valley	238,156
Cypress	459,478	Long Beach	472,372
East LA	498,197	Mt San Antonio	634,776
El Camino	435,358	North Orange Cont. Ed.	69,789
Fullerton	574,187	Orange Coast	381,742
Glendale	284,804	Pasadena	422,201
Golden West	231,017	Rio Hondo	322,488
Irvine	173,262	Saddleback	396,925
LA City	304,968	Santa Ana	691,165
LA Harbor	160,503	Santa Monica	452,316
LA Mission	139,057	Santiago Canyon	274,548
LA Pierce	286,109	West LA	175,835
			10,017,164

California Community Colleges Chancellor's Office | 112 Colleges | 72 Districts | 2.6 Million Students




Offline Version of Application – Local Share

CTEEF

cteef.cccco.edu/home.aspx

HOME | INITIAL | FINAL | ABOUT US | CONTACT US




Career Technical Education Enhancement Fund

The 2014-15 California state budget provides \$50 million on a one-time basis to create greater incentive for community colleges to develop, enhance, retool and expand quality Career Technical Education (CTE) offerings that build upon existing community college regional capacity to respond to regional labor market needs. 60% of these funds will be distributed as Local Share based on a formula factoring in each institution's CTE FTES, Total FTES, and number of colleges in each region. The remaining 40% will be used as Regional Share distributed to each region to incentivize multi-college collaboration and alignment with critical regional workforce development needs. These funds must be spent by March 16, 2016.


Please select your college below and enter the password to log in.

College:

Password:



California Department of
EDUCATION



CALIFORNIA COMMUNITY COLLEGES
CHANCELLOR'S OFFICE

2014 © California Community Colleges

[Contact Us](#) [Login](#)



Projected Timeline – Local Share

October 2, 2014	Release to each college their region: <ul style="list-style-type: none"> •LMI data (both demand & supply sides) •Allocations by region/district/college •Off-line version of the on-line application with all prompts that must be responded to in the on-line version •Timeline for application, review, sub-contracting and expenditures
October 9	Release of on-line Local Share Application. Colleges start work on Initial TAB.
October 17	Local Share Initial TAB portion of Application due
October 18-20	Regional Consortia Leadership will do Technical Review (TR) on Initial TAB data with results organized by TOP Codes and given to appropriate DSNs.
October 23	Regional Consortia meet with their colleges at CCCAOE to discuss how to use Enhancement Fund to advance regional alignment. Results of Technical Review discussed. Input from DNSs provided.
Oct-November	Colleges consult with local and regional industry partners, review LMI, explore possible collaborations combining 60% and 40% funds, edit initial application TAB and complete Final TAB
December 1	Local Share Final Application due (both Initial TAB data and Final TAB data) – Colleges must provide “Self Certify” on their applications
December 2-3	Regional Consortia Leadership will do Technical Review (TR) on Local Share Application
December 4	Summary information on applications and process will be shared and discussed at Strategic Planning Committee meeting.
December 5	Regional Consortia will provide “Secondary Certification” to all applications properly addressing legislative language. Colleges with applications of concern will be coached to address relevant issues.
December 4 January 31, 2015*	Regional Consortium Fiscal Agent and Regional Consortia develops sub-grants/contracts with each college NOTE: This might need to be extended to accommodate timeline for approval of contracts by the fiscal agent’s governing board.
March 1, 2015	Initial Report to Legislature
March 15, 2016	ALL FUNDS MUST BE SPENT Colleges must re-certify that funds were used in accordance with State Budget language



CTE Enhancement Fund Information



HOME

ABOUT

RESOURCES

MEET THE TEAM | STRATEGIC PLANNING COMMITTEE | VOTING MEMBERS OVERVIEW

- ABOUT
- MEET THE TEAM
- STRATEGIC PLANNING
- VOTING OVERVIEW
- PARTNERS
- COLLEGES

- RESOURCES
- PAST MEETINGS
- FUNDING OPPORTUNITIES
- EBLASTS
- DOCUMENTS & FAQs
- ANNOUNCEMENTS

- P
- A
- FO
- PR
- PR
- PR
- MIN



8 PRIORITY AND EMERGING SECTORS

UPCOMING EVENTS



Questions & Clarification

For Questions or Clarification Contact:

Steven Glycer – 714-412-4977, glycer.steven@gmail.com

Lynn Shaw – 562-708-3803, shaw_lynn@sccollege.edu

Jim Lancaster – 628-952-6402, jlancaster@citruscollege.edu

Chelsea Duclos – 714-628-5041, duclos_chelsea@sccollege.edu

Nick Esquivel – 916-445-4670, nesquivel@cccoco.edu

www.laocrc.org